

Genetic Analysis of Yield and Yield Components in Diallel Cross of Maize (*Zea mays* L.) in F₂ Generation

Amanullah^{a*}, Shah Jehan Khan^b and Muhammad Mansoor^a

^aArid Zone Research Institute, Dera Ismail Khan, KPK, Pakistan

^bFaculty of Agriculture, Gomal University, Dera Ismail Khan, KPK, Pakistan

(received March 19, 2013; revised February 19, 2014; accepted February 25, 2014)

Abstract. Genetic analysis was carried out for six maize cultivars and their 30 F₂ crosses under agro-climatic conditions at Agricultural Research Institute of Dera Ismail Khan, Pakistan. The analysis of variance indicated highly significant differences among parents and their F₂ progeny for all the parameters. The genetic analysis revealed that the characters *viz*; kernels/ear, kernels rows/ear, kernels/row, ear length, 1000 grain weight and grain yield have shown additive type gene action. According to regression analysis, the non-significant deviation of the regression line from unit slope indicated the absence of non-allelic interaction, which was presented in all the characters.

Keywords: genetic analysis, yield components, maize, F₂ generation

Introduction

Maize (*Zea mays* L.) belongs to the family Gramineae and is an annual, short duration, long day, cross-pollinated and determinate crop. In cereal crops maize attained third position after wheat and rice in world production. Maize is cultivated throughout temperate and tropical regions of the world.

The main objective of the maize breeding programmes is to breed high yielding and well-adapted hybrids/cultivars. Breeding for improved varieties is a continuous process and requires primarily a thorough knowledge of the genetic mechanism governing yield and yield components. Diallel cross technique developed by Hayman (1954) and Jinks (1954) provides information on the inheritance mechanism in the early filial generations and helps the breeder to make effective selection.

Wolf *et al.* (2000) estimated additive genetic variances for F₂ generation and concluded that yield and other characters were controlled by additive genetic variance. Mufti *et al.* (2002) conducted diallel analysis of yield and yield components in maize (*Zea mays* L.). The data were recorded and the nature of gene action was investigated for kernel rows/ear, kernels/row, 100 grain weight and grain yield/plant. Vr/Wr graphs indicated that kernels/row; 100 grain weight and grain yield/plant were controlled by over-dominance type of gene action, while, kernel rows/ear was under the control of additive type of gene action. Parentoni *et al.* (2001) conducted 28 maize open pollinated varieties (OPVs) crossed in

*Author for correspondence; E-mail: panyala64@yahoo.com

a diallel scheme. Morphological data showed a higher degree of genetic divergence among the dent germplasm than among the flint germplasm used in this study. Saleem *et al.* (2002) studied gene action for various quantitative traits in a complete diallel involving six maize populations. Variance/covariance graphs revealed that kernel rows/ear, kernels/row, 100 grain weight and grain yield/plant were controlled by over dominance type of gene action. Soengas *et al.* (2003) crossed ten open-pollinated flint maize cultivars in a diallel design without reciprocals. Crosses yielded 30% more than parental cultivars. Mid-parent heterosis values ranged from 2.5 to 64.7%. The crosses 'Gallego' × 'Basto/Enano Levantino' and Basto/Enano Levantino × 'Longfellow' showed high heterosis and the best average grain yield.

In the present studies, efforts were made to ascertain the gene action and magnitude of contribution of various quantitative characters in a 6 × 6 diallel cross experiment of F₂ maize populations to evolve new high yielding genotypes through genetic recombination to face global challenges.

Materials and Methods

The trial was conducted at Agricultural Research Institute, D.I. Khan Pakistan, during the year 2006. Trial was comprised of 6 varieties of maize *viz*; Kisan, Azam, Sarhad white, Sarhad yellow, Jalal (CCRI, Pirsabak, Nowhere, KPK varieties) and Sadaf (MMRI, Yousaf wala, Punjab variety). The F₂ population including reciprocals and parental lines were planted in a randomised complete block design with four replications.

Each treatment consisted of four rows of five meter long with a row spacing of 75 cm and plant spacing 25 cm. Planting was done on ridges using 2-3 seeds per hill with the help of dibbler, which were later thinned to one plant per hill at four leaves stage. All other agronomic and cultural practices were kept constant for all the treatments from sowing till harvesting.

At maturity 10 plants were randomly selected in each treatment. The data were recorded on kernels/ear, kernels rows/ear, kernels/row, ear length (cm), 1000 grain weight (g) and grain yield (kg/ha) which was subjected to the statistical analysis of variance technique to establish the level of variability among F₂ population and their parental lines (Steel and Torrie, 1980).

Results and Discussion

The results for the analysis of variance are presented in Table 1 and Wr/Vr graphic illustration for each trait is presented in Fig. 1-4. The analysis of variance for all the characters revealed highly significant variation, among genotypes including parents and F₂ hybrids. All above characters are discussed as follows.

Kernels/ear. A reference to Wr/Vr graph plotted in Fig. 1 for F₂ kernels/ear, indicated that the regression line intercepted the Wr axis above the origin and denoted additive type of gene action with partial dominance controlling the inheritance pattern of this trait. From the position of array points on regression line it was found that Sarhad yellow, Jalal and Kisan possessed maximum dominant genes by virtue of their nearest position to origin. Cultivars Azam, Sarhad white and Sadaf being away from the origin had the recessive genes.

These findings are in accordance the findings of other workers like Derera *et al.* (2008); Jumbo and Carena

Table 1. Mean squares and F ratios at 35 & 105 D.F for analysis of variance for different yields and other traits of maize (*Zea mays* L.) in F₂ generation during 2006

Parameters	Genotypes	F ratio	C.V%
Kernels/ear	521.900	1.63NS	4.667
Kernel rows/ear	4.250	3.47**	7.741
Kernels/row	7.936	1.32NS	8.500
Ear length	3.464	5.15**	5.914
1000 grain weight	419.300	1.82	5.676
Grain yield (kg/ha)	659346	4.27	7.930

** = significant at P ≤ 0.01.

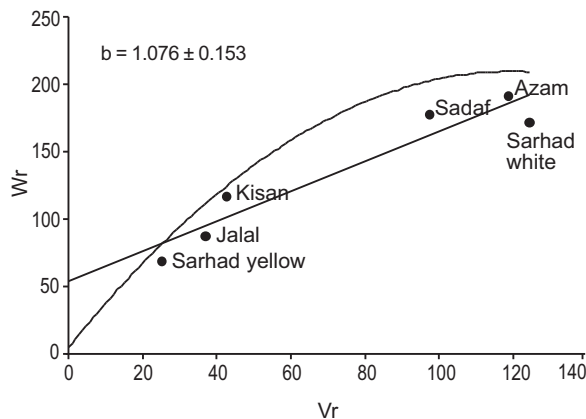


Fig. 1. Wr/Vr graph for kernels/ear.

(2008); Frascaroli *et al.* (2007), who reported additive type of gene action in manifestation of kernel/ear. However, Kumar *et al.* (2008) observed non additive type of gene action, which may be due to different genetic background of the cultivars used in different environmental condition.

Kernel rows/ear. The Wr/Vr graph plotted in Fig. 2 for F₂ kernel row/ear, indicated additive type of gene action with partial dominance controlling the inheritance pattern of this trait as the regression line intercepted the Wr axis above the origin. From the position of array points on regression line it was observed that Sadaf, Jalal, Kisan and Sarhad white seemed to have maximum dominant genes and being nearer to the origin, while the cultivars Sarhad yellow and Azam, being away from the origin due to the recessive genes for kernel rows/ear.

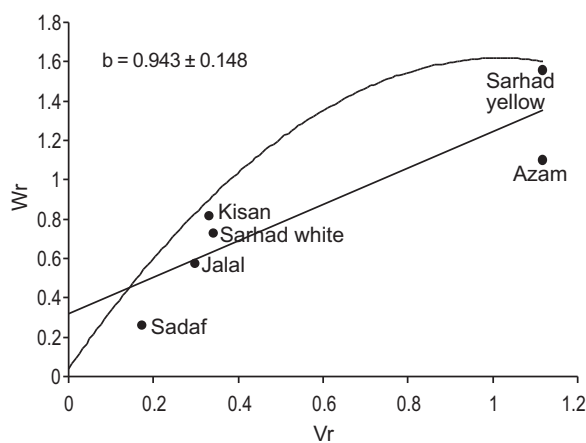


Fig. 2. Wr/Vr graph for kernels raw/ear.

The findings of kernel rows/ear are similar to the results reported by earlier workers like Alam *et al.* (2008) and Aydin *et al.* (2007), who reported additive type of gene action in manifestation of kernel rows/ear. However, Kumar *et al.* (2008) observed non-additive type of gene action, which may be due to different genetic backgrounds of the cultivars used in different environmental conditions.

Kernels/row. The W_r/V_r graph plotted in Fig. 3 for F_2 kernels/row, indicated additive type of gene action with partial dominance controlling the inheritance pattern of this trait as the regression line intercepted the W_r axis above the origin. From the position of array points on regression line it was observed that Sadaf and Sarhad white seemed to have maximum dominant genes being nearer to the origin, while the cultivars Sarhad yellow, Azam, Kisan and Jalal being away from the origin had the recessive genes. The kernels/row, showing additive gene effects in F_2 generation is encouraging because the over dominance causing extra ordinary increase in kernels/row is also not desirable.

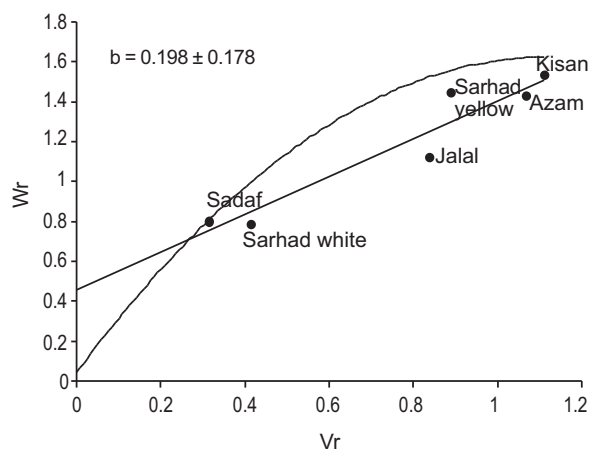


Fig. 3. W_r/V_r graph for kernels/row.

Kernels/row is a quantitative character and these findings are in concordance with the conclusion of workers like Zdunic *et al.* (2008) and Aydin *et al.* (2007), who reported additive type of gene action in manifestation of kernels/row. However, Kumar *et al.* (2008) and Tabassum *et al.* (2007) observed non additive type of gene action, which may be due to different genetic backgrounds of the cultivars used in different environmental conditions.

Ear length. The W_r/V_r graph plotted in Fig. 4, F_2 ear length, indicated additive type of gene action as the regression line intercepted the W_r axis above the origin. The position of parental cultivars on the regression line showed that Azam had the maximum dominant genes due to their proximity to the origin, the distal position of Sarhad white and Sarhad yellow indicated maximum recessive genes. The ear length, showing additive gene effects in F_2 generation, revealed stability of additive variance.

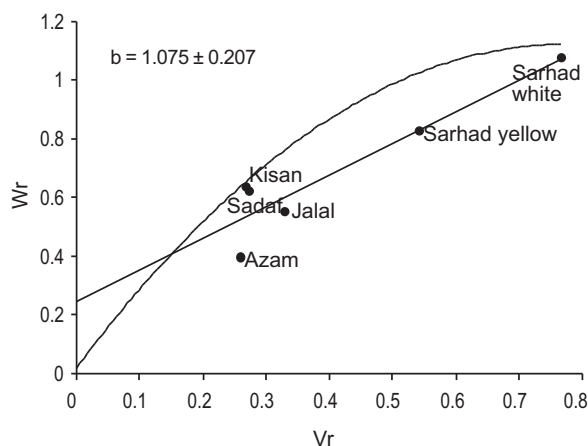


Fig. 4. W_r/V_r graph for ear length.

These findings are similar to the results reported by Alam *et al.* (2008) and Aydin *et al.* (2007), who reported additive type of gene action in manifestation of ear length. However, Tabassum *et al.* (2007) observed non-additive type of gene action, which may be due to different genetic backgrounds of the cultivars used in different environmental conditions.

1000 grain weight. It is evident from W_r/V_r graph plotted in Fig. 5 that additive type of gene action with partial dominance controlled the inheritance of 1000 grain weight in F_2 as the regression line intercepted the W_r axis above the origin. From the position of array points on regression line it was obvious that only Kisan possessed maximum dominant genes due to maximum and their close position to the origin. The cultivars Sarhad yellow and Azam being away from the origin depicted recessive genes.

These findings are in concordance with the conclusion of workers like Welcker (2005), Aydin *et al.* (2007) and Alam *et al.* (2008), who reported additive type of gene action in manifestation of 1000 grain weight. However,

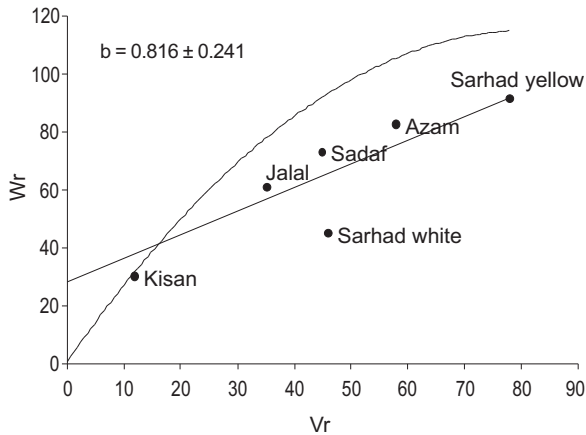


Fig. 5. Wr/Vr graph for 1000 grain weight.

Devi *et al.* (2007) and Tabassum *et al.* (2007) observed non-additive type of gene action, which may be due to deviation from environmental conditions and genetic material used.

Grain yield kg/ha. The relationship of Wr/Vr graph plotted in Fig. 6 for F₂ grain yield (kg/ha), indicated additive type of gene action with partial dominance controlling the inheritance pattern of this trait as the regression line intercepted the Wr axis above the origin. The position of array points on regression line showed that Sarhad white, Azam and Sarhad yellow possessed maximum dominant genes and their close proximity to the origin. The cultivars Sadaf and Kisan, being away from the origin had recessive genes.

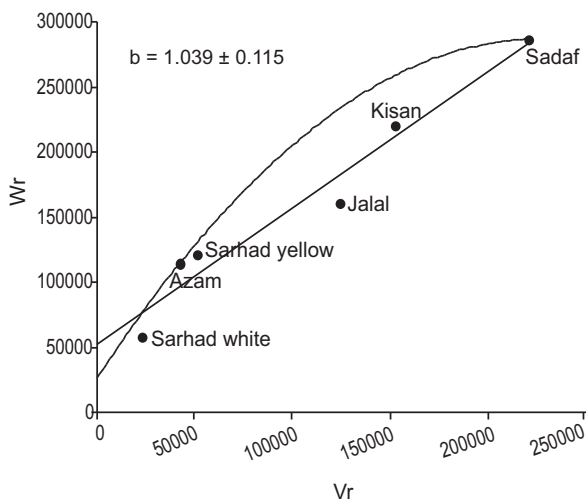


Fig. 6. Wr/Vr graph for 1000 grain yield (kg/ha).

Grain yield (kg/ha) is a quantitative character and these findings are in concordance with the conclusion of workers like Velásquez *et al.* (2008), Miranda *et al.* (2008) and Zdunic *et al.* (2008), who reported additive type of gene action in manifestation of grain yield (kg/ha). However, Ojo *et al.* (2007) and Tabassum *et al.* (2007) observed non additive type of gene action, which may be due to different genetic background of the cultivars used in different environmental conditions.

Conclusion

All the parameters were under the control of additive type of gene action in F₂ generation which proved that the selection in early generations would be more effective than late generation for all the characters under study.

References

- Alam, A.K.M.M., Ahmed, S., Begum, M., Sultan, M.K. 2008. Heterosis and combining ability for yield and its contributing characters in maize. *Bangladesh Journal of Agricultural Research*, **33**: 375-379.
- Aydin, N., Gokmen, S., Yildirim, A., Ahmlt, O.Z., Figliuolo, A. G., Budak, H. 2007. Estimating genetic variation among Dent Corn inbred lines and top crosses using multivariate analysis. *Journal of Applied Biological Sciences*, **1**: 63-70.
- Derera, J., Tongoona, P., Vivek, B., Laing, M.D. 2008. Gene action controlling grain yield and secondary traits in southern African maize hybrids under drought and non-drought environments. *Euphytica*, **162**: 411-422.
- Devi, B., Barua, N.S., Barua, P.K., Talukar, P. 2007. Analysis of mid parent heterosis in a variety diallel in rainfed maize. *The Indian Journal of Genetics and Plant Breeding*, **67**: 200-202.
- Frascaroli, E., Cane, M.A., Landi, P., Pea, G., Gianfranceschi, L., Villa, M., Morgante, M., Pe, M.E. 2007. Classical genetic and quantitative trait loci analyses of heterosis in a maize hybrid between two elite inbred lines. *Genetics*, **176**: 625-644.
- Hayman, B.I. 1954. The theory and analysis of diallel crosses. *Genetics*, **39**: 789-809.
- Jinks, J.L. 1954. The analysis of continuous variation in diallel crosses of *Nicotiana rustica* varieties. *Genetics*, **39**: 767-788.
- Jumbo, M.B., Carena, M.J. 2008. Combining ability, maternal and reciprocal effects of elite early-

- maturing maize population hybrids. *Euphytica*, **162**: 325-333.
- Kumar, P., Godawat, S.L., Vyas, M., Pandiya, N.K. 2008. Performance of maize (*Zea mays*) genotypes in different ecological systems. *The Indian Journal of Agricultural Science*, **78**: <<http://epubs.icar.org.in/ejournal/index.php/IJAqS/article/view/10337>>
- Miranda, G.V., deSouza, L.V., Galvão, J.C.C., Guimaraes, L.J.M., deMelo, A.V., dosSantos, I.C. 2008. Genetic variability and heterotic groups of Brazilian popcorn populations. *Euphytica*, **162**: 431-440.
- Mufti, M.U., Saleem, M., Hussain, A. 2002. Diallel analysis of yield and yield components in maize (*Zea mays* L.). *Pakistan Journal Agricultural Research*, **17**: 22-26.
- Ojo, G.O.S., Adedzwa, D.K., Bello, L.L. 2007. Combining ability estimates and heterosis for grain yield and yield components in maize (*Zea mays* L.). *Journal of Sustainable Development in Agriculture and Environment*, **3**: 49-57.
- Parentoni, S.N., Magalhaes, J.V., Pacheco, C.A.P., Santos, M.X., Abadie, T., Gama, E.E.G., Guimares, P.E.O., Meirelles, W.F., Lopes, M.A., Vasconcelos, M.J.V., Paiva, E. 2001. Heterotic groups based on yield-specific combining ability data and phylogenetic relationship determined by RAPD markers for 28 tropical maize open pollinated varieties. *Euphytica*, **121**: 197-208.
- Saleem, M., Shahzad, K., Javid, M., Ahmed, A. 2002. Genetic analysis for various quantitative traits in maize (*Zea mays* L.) Inbred Lines. *International Journal Agriculture & Biology*, **4**: 379-382.
- Soengas, P., Ordas, B., Malvar, R.A., Revilla, P., Ordas, A. 2003. Heterotic patterns among flint maize populations. *Crop Science*, **43**: 844-849.
- Steel, R.D.G., Torrie, J.H. 1980. *Principles and Procedures of Statistics: A Biometrical Approach*, pp. 172-177, 2nd edition, McGraw Hill, New York, USA.
- Tabassum, M.I., Saleem, M., Akbar, M., Ashraf, M.Y., Mahmood, N. 2007. Combining ability studies in maize under normal and water stress conditions. *Journal of Agricultural Research*, **45**: 261-268.
- Velásquez, J.C.P., de Souza, C.L., Narro, L.A., Pandey, S., DeLeon, C. 2008. Genetic effects for maize traits in acid and non-acid soils. *Genetics and Molecular Biology*, **31**: 89-97.
- Welcker, C., Thé, C., Andréau, B., DeLeon, C., Parentoni, S.N., Bernal, J., Félicité, J., Zonkeng, C., Salazar, F., Narro, N., Charcosset, A., Horst, W.J. 2005. Heterosis and combining ability for maize adaptation to tropical acid soils. *Crop Science*, **45**: 2405-2413.
- Wolf, D.P., Peternelli, L.A., Hallaur, A.R. 2000. Estimates of genetic variance in an F₂ maize population. *The Journal of Heredity*, **91**: 384-391.
- Zdunic, Z., Mijic, A., Dugalic, K., Simic, D., Brkic, J., Jeromela, A.M. 2008. Genetic analysis of grain yield and starch content in nine maize populations. *Turkish Journal of Agriculture and Forestry*, **32**: 495-500.